

# EPH/EPG/EPS SERIES

EDGE ACTUATED TYPE



## FEATURES

- Edge actuated type (Piano Type) easy setting on closely racked PCB.
- Tactile response is performed directly by larger contact pressure to ensure stable contact.
- All plastics are UL 94V-0 grade fire retardant.
- Bottom epoxy sealed to ensure free of flux immersion during wave soldering.
- Contact wiping on make and break.
- Gold, Silver, or Tin plated contacts to ensure low contact resistance and long operation life.
- Ideal for data processing, communications, remote controls and burglar alarm system use, where manual programming required.

## APPLICATIONS

- Numerical setting for computer terminal equipment
- Price setting for vending machines
- Programming for game machines
- Programming for industrial equipment and measuring instruments

## SPECIFICATIONS

### 1. ELECTRICAL

Contact rating	
switching	25mA, 24VDC
non-switching	100mA

Contact resistance (after life test)	100mΩ Max.
Insulation resistance	1000MΩ Min. at 100VDC
Dielectric strength	500VDC Min. for 60 seconds
Leakage Current	2mA Max.
Capacitance between adjacent switches 5pF Max.	

## 2. MECHANICAL

Temperature rating	
operating	-25°C to + 70°C
storage	-40°C to + 85°C
Operation force	800g Max.
Mechanical life	1000 operations
Humidity	95%RH, 40°C for 96Hrs.
Vibration	10 to 55Hz for 6Hrs.
Solderability	After flux 230±5°C for 5±0.5 seconds, 95% coverage
Soldering heat	After 260±5°C for 5±1 sec. shall have no deterioration

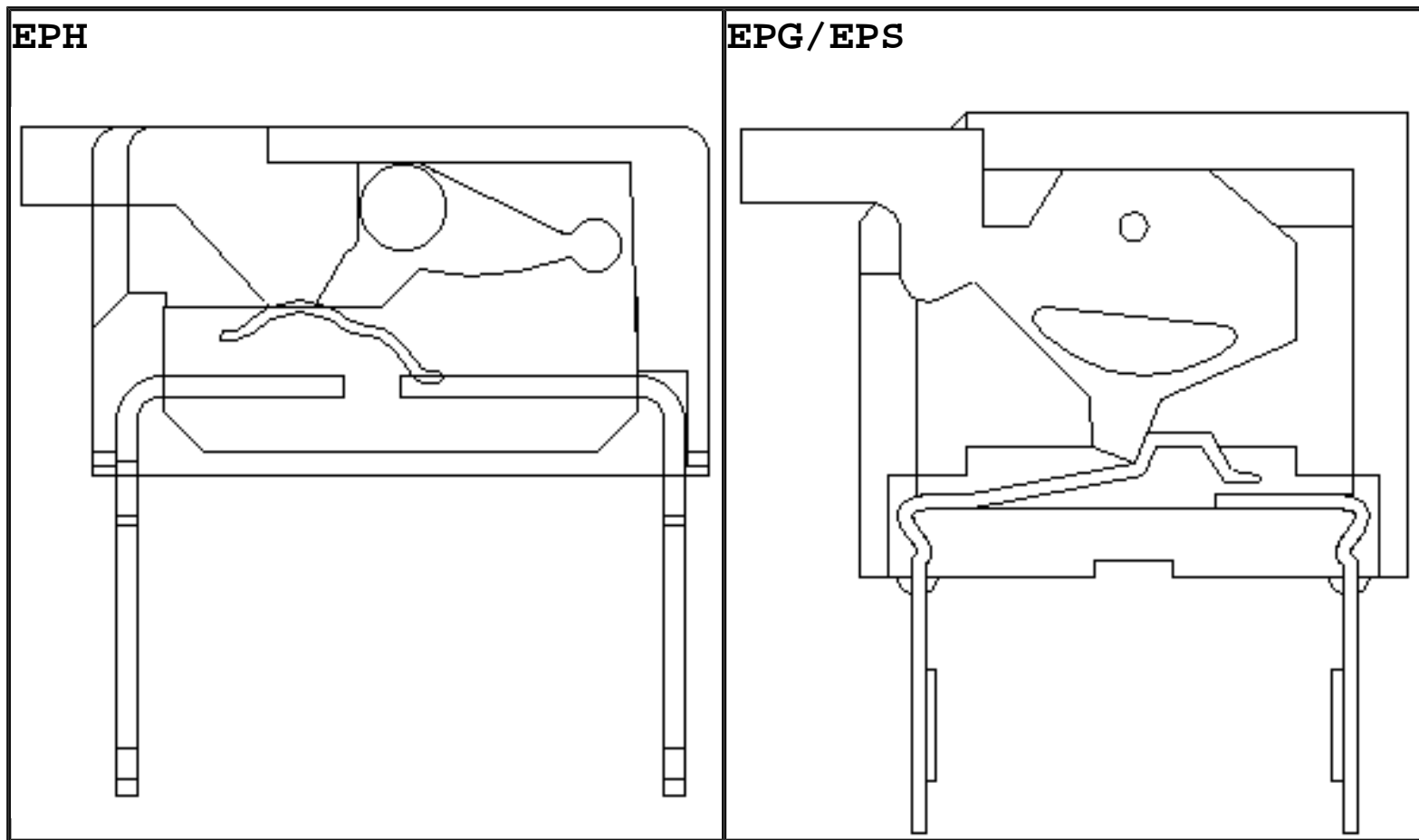
## PART NUMBERING SYSTEM

EPH 1 04 XX 00 X  
 | | | | | |  
 | | | | | +--- Blank:Standard  
 | | | | | Z:RoHS Compliance  
 | | | | | +--- Special product number  
 | | | | | +--- Actuator and ON position:  
 | | | | | E:Extended Actuator and Top Side "OFF"  
 | | | | | L:Low Profile Actuator and Top Side "OFF"  
 | | | | | LT:Top Tape Sealed & Low profile Actuator  
 | | | | | +--- Number of Positions: 2,4,6,8,10  
 | | | | | +--- Contact Forms: SPST  
 +--- Series Name: EPH:Piano Type

EPG 1 08 A X  
 | | | | | |  
 | | | | | +--- Blank:Standard  
 | | | | | Z:RoHS Compliance(For EPS series only)  
 | | | | | +--- Actuator Sealing (For Position 1):


A:Top Side"OFF"  
B:Top Side"ON"  
AT:Top Side "OFF" and Tape Sealed  
BT:Top Side "ON" and Tape Sealed  
+--- Number of Positions:  
As Dimensions and Circuitry  
+--- Contact Forms:  
1.SPST 2.DPST 3.SPDT  
4.3PST 5.4PST 6.DPDT  
+--- Series Name:  
EPG:Edge Actuated Type(Gold Plated Contacts)  
EPS:Edge Actuated Type(Silver or Tin Plated Contacts)

## CONSTRUCTION




## OPTIONS


1. Special top or side marking available
2. Blue or black body color
3. Normal "ON" (top side "ON") available



EPHxxxLT



EPGxxxxT

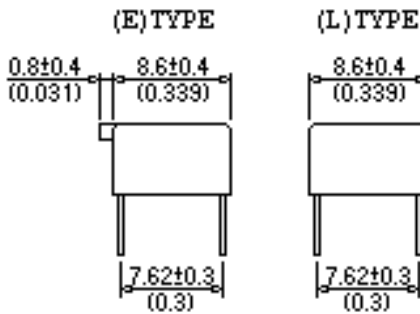
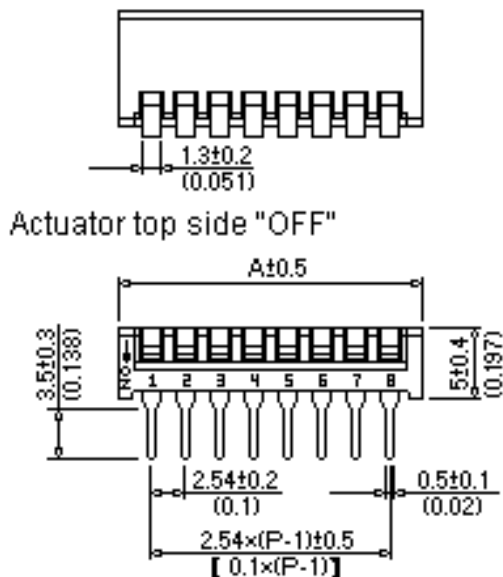
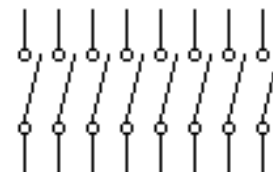


## DIMENSIONS AND CIRCUITRY

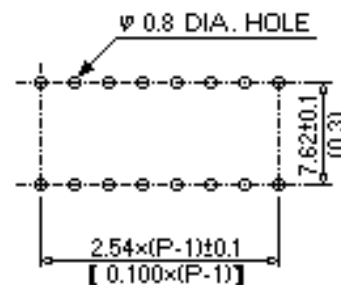
DIMENSION A		EPH				
Positions	2	4	6	8	10	
A	6.5 (0.256)	11.6 (0.457)	16.7 (0.657)	21.7 (0.854)	26.7 (1.051)	

Unit:mm(inch)

### CIRCUIT DIAGRAM



### P.C.B. LAYOUT (TOP VIEW)

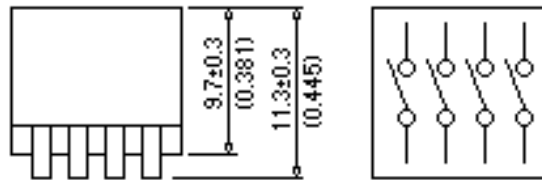



**DIMENSION A SPST**

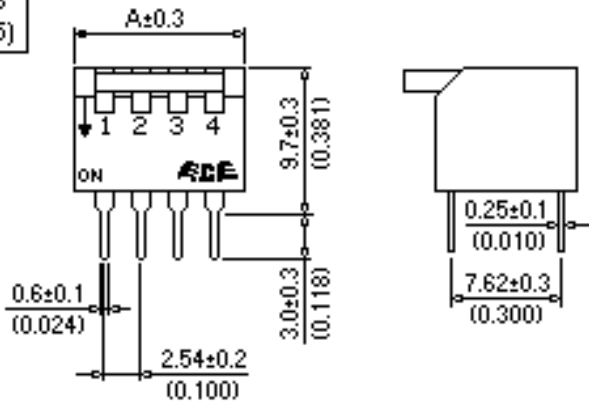
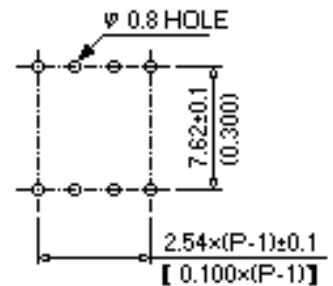
Positions	2	3	4	5	6
A	6.7 (0.264)	9.2 (0.362)	11.7 (0.461)	14.2 (0.559)	16.7 (0.657)
Positions	7	8	9	10	12
A	19.2 (0.756)	21.7 (0.854)	24.4 (0.953)	26.7 (1.05)	31.8 (1.25)

Unit:mm(inch)

**EPG/EPS SPST**



**P.C.B. LAYOUT (TOP VIEW)**



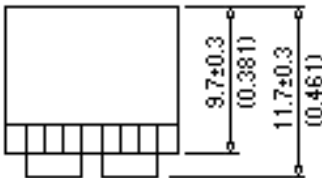


**DIMENSION A DPST.SPDT**

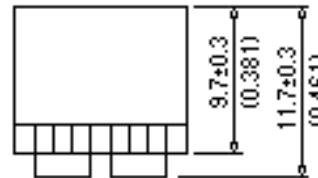
Positions	1	2	3	4	5	6
A	6.7 (0.264)	11.7 (0.461)	16.7 (0.657)	21.7 (0.854)	26.7 (1.05)	31.8 (1.25)

Unit:mm(inch)

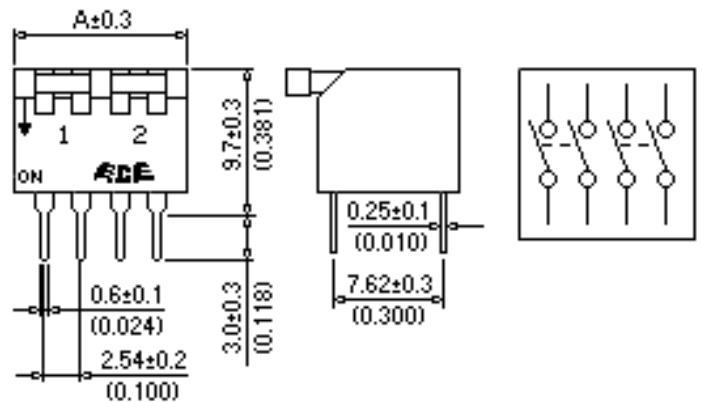
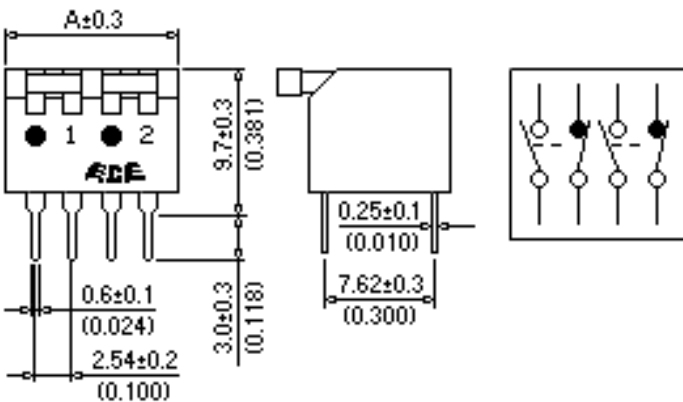
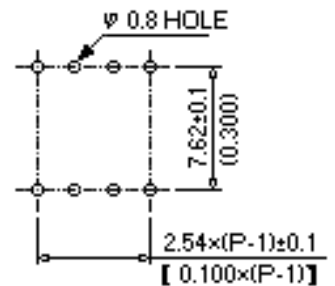
**EPG/EPS SPDT**



**EPG/EPS DPST**



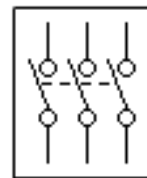
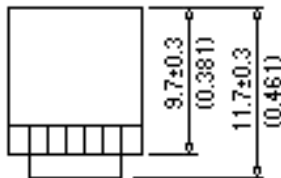
**P.C.B. LAYOUT (TOP VIEW)**



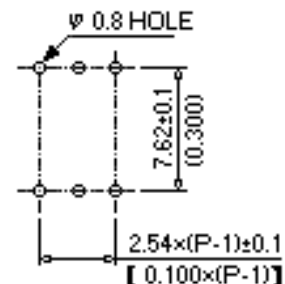
**DIMENSION A 3PST**

Positions	1	2	3	4
A	9.2 (0.362)	16.7 (0.657)	24.2 (0.953)	31.8 (1.25)

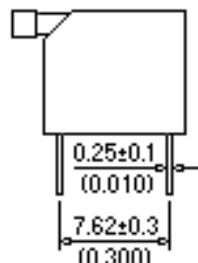
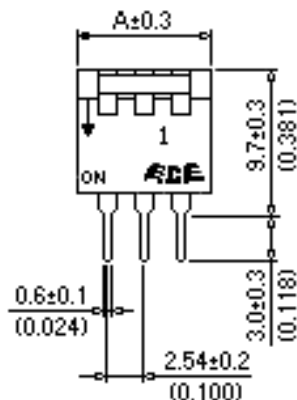

Unit:mm(inch)



**P.C.B. LAYOUT (TOP VIEW)**




**EPG/EPS 3PST**



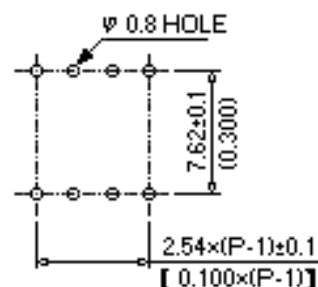
**DIMENSION A 4PST.DPDT**

Positions	1	2	3
A	11.7 (0.461)	21.7 (0.854)	31.8 (1.25)

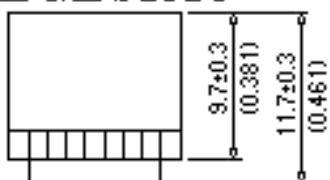
Unit:mm(inch)



**P.C.B. LAYOUT (TOP VIEW)**



**EPG/EPS DPDT**



**EPG/EPS 4PST**

