

EDG/EDS SERIES

SLIDE TYPE (SLIDE WITH RIGHT ANGLE TYPE)



FEATURES

- Tactile response is performed directly by larger contact pressure to ensure very stable contact.
- All plastics are UL 94V-0 grade fire retardant.
- Bottom epoxy sealed standard to ensure free of flux immersion during wave soldering.
- Contact wiping on make and break.
- Gold, Silver, or Tin plated contacts to ensure low contact resistance and long mechanical life.
- Ideal for data processing, communications, remote controls and burglar alarm system use, where manual programming is required.

SPECIFICATIONS

1. ELECTRICAL

Contact rating	
switching	25mA, 24VDC
non-switching	100mA
Contact resistance	
initial	50m Ω Max.
after life test	100m Ω Max.
Insulation resistance	1000M Ω Min. at 100VDC
Dielectric strength	500VDC Min. for 60 seconds
Capacitance between adjacent switches 5pF Max.	

2 .MECHANICAL

Temperature rating	
operating	-25°C to + 70°C
storage	-40°C to + 85°C
Operation force	800g Max.
Mechanical life	2000 operations
Humidity	95%RH, 40°C for 96 Hrs.
Vibration	Per MIL-STD-202F, method 204D
Solderability	after flux 230±5°C for 5±0.5 seconds, 95% coverage
Resistance to soldering heat	260±5°C for 5±1 seconds

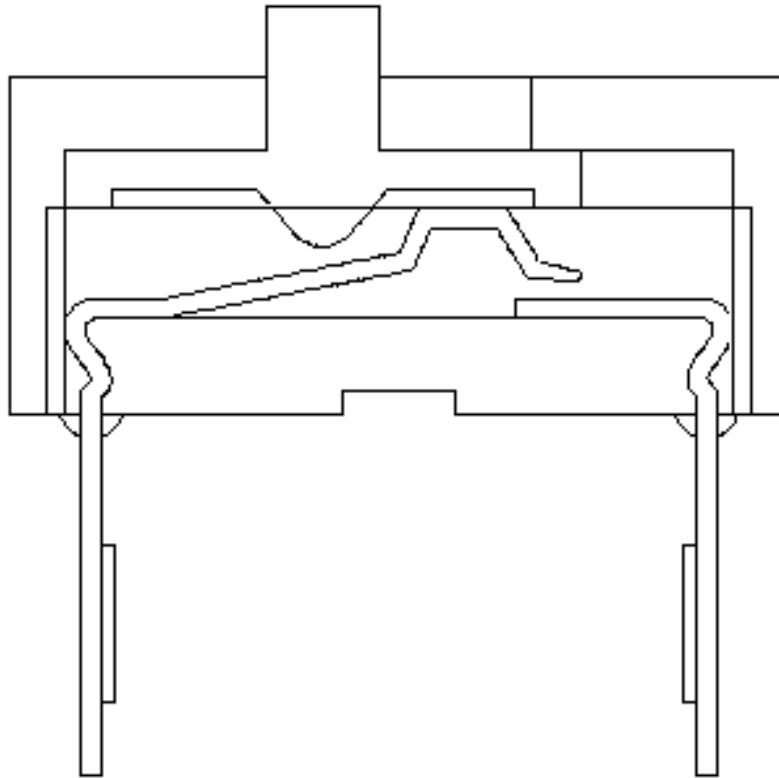
PART NUMBERING SYSTEM

```

EDG  1  08  S  X
|     |     |   |
|     |     |   |
|     |     |   | +--- Blank:Standard
|     |     |   |   Z:RoHS Compliance(For EDS series only)
|     |     |   | +--- Actuator and Sealing:
|     |     |   |   S:Standard
|     |     |   |   L:Low Profile Actuator
|     |     |   |   LT:Low Profile and Tape Sealed
|     |     |   |   ST:Standard and Tape Sealed
|     |     |   | +--- Number of positions:
|     |     |   |   As Dimensions and Circuitry
|     |     |   | +--- Contact Forms:
|     |     |   |   1.SPST  2.DPST  3.SPDT
|     |     |   |   4.3PST  5.4PST  6.DPDT
|     |     |   | +--- Series Name:
|     |     |   |   EDG:Gold Plated Contacts
|     |     |   |   EDS:Silver or Tin Plated Contacts

```

CONSTRUCTION



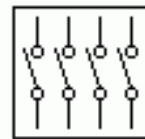
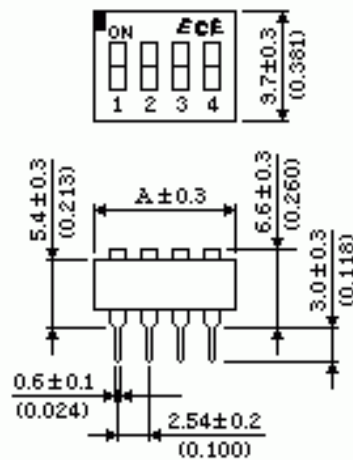

DIMENSIONS AND CIRCUITRY

DIMENSION A

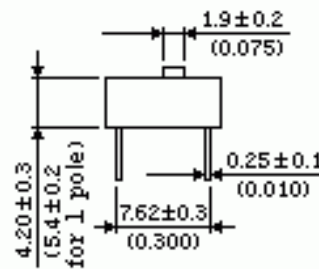
EDG/EDS SPST

Positions	1	2	3	4	5	6	7	8	9	10	12	15
A	3.9* (0.154)	6.7 (0.264)	9.2 (0.362)	11.7 (0.461)	14.2 (0.559)	16.7 (0.657)	19.2 (0.756)	21.7 (0.854)	24.2 (0.953)	26.7 (1.051)	31.8 (1.252)	39.5 (1.555)

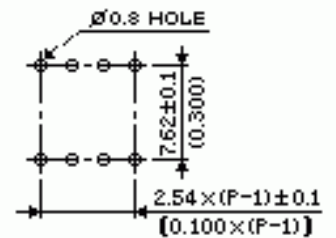
Unit:mm(inch) * The dimensions of the 1 pole switch may vary slightly.



Extended type



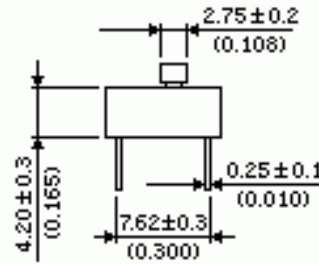
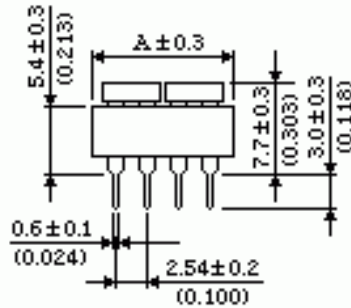
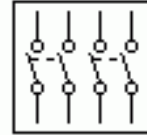

P.C.B. LAYOUT (TOP VIEW)



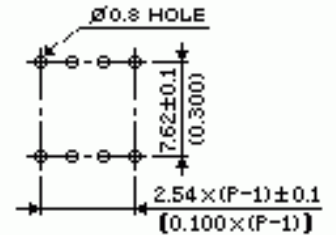
DIMENSION A **EDG/EDS DPST**

Positions	1	2	3	4	5	6
A	6.7 (0.264)	11.7 (0.461)	16.7 (0.657)	21.7 (0.854)	26.7 (1.05)	31.8 (1.25)

Unit:mm(inch)



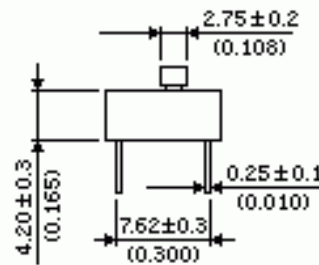
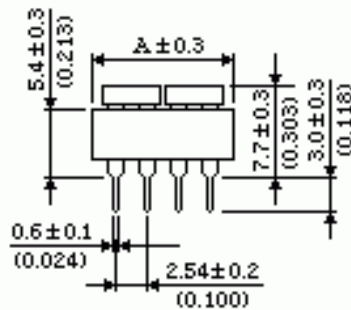
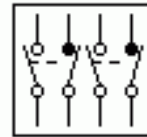

P.C.B. LAYOUT (TOP VIEW)



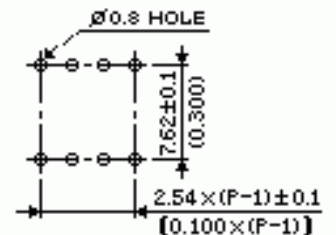
DIMENSION A **EDG/EDS SPDT**

Positions	1	2	3	4	5	6
A	6.7 (0.264)	11.7 (0.461)	16.7 (0.657)	21.7 (0.854)	26.7 (1.05)	31.8 (1.25)

Unit:mm(inch)



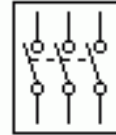
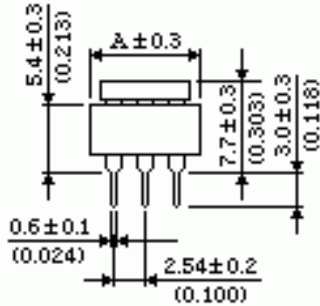
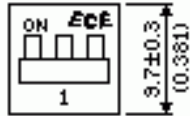
P.C.B. LAYOUT (TOP VIEW)



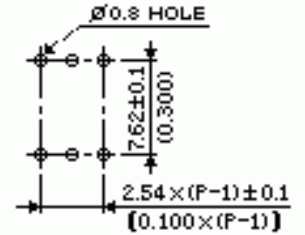
DIMENSION A EDG/EDS 3PST

Positions	1	2	3	4	5
A	9.2 (0.362)	16.7 (0.657)	24.2 (0.953)	31.8 (1.25)	39.5 (1.555)

Unit:mm(inch)



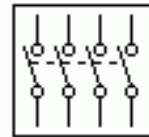
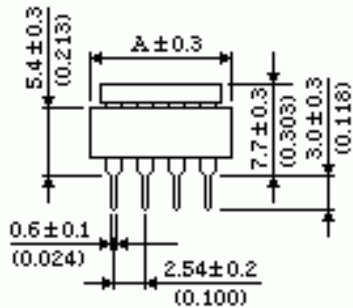
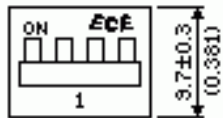

P.C.B. LAYOUT (TOP VIEW)



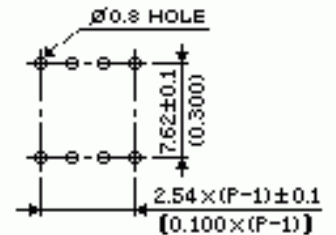
DIMENSION A EDG/EDS 4PST

Positions	1	2	3
A	11.7 (0.461)	21.7 (0.854)	31.8 (1.25)

Unit:mm(inch)



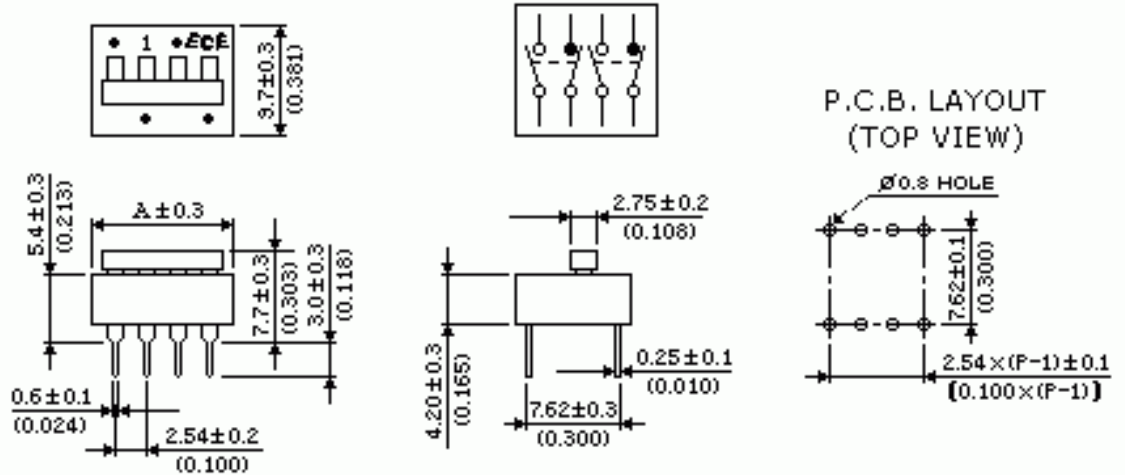

P.C.B. LAYOUT (TOP VIEW)



DIMENSION A EDG/EDS DPDT

Positions	1	2	3
A	11.7 (0.461)	21.7 (0.854)	31.8 (1.25)

Unit:mm(inch)



OPTIONS

RIGHT ANGLE TYPE

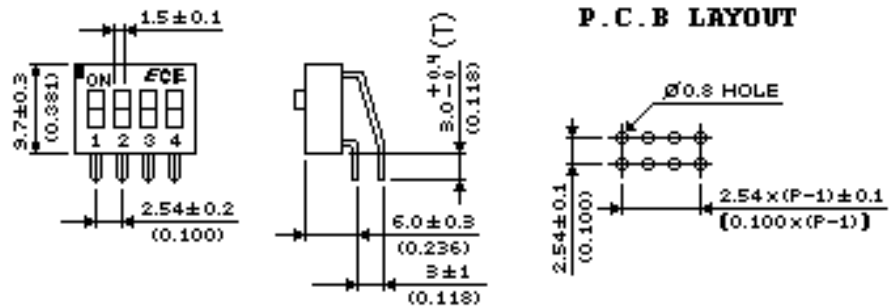
DIMENSIONS AND CIRCUITRY

DIMENSIONS A IS SAME AS ABOVE



Right angle type

Unit:mm(inch)



** The "T" of the 1 position switch is 3.0±0.2


PART NUMBERING SYSTEM

EDG X XX X XX X X


| | | | | |
| | | | | | +--- Blank:Standard

Z:RoHS Compliance
(For EDS series only)
+--- Blank:Without Tape Sealed
T:With Tape Sealed
+--- RA:Right Angle
+--- Actuator and Sealing:
S:Standard
L:Low Profile Actuator
+--- Number of positions:
As Dimensions and Circuitry
+--- Contact Forms:
1.SPST 2.DPST 4.3PST 5.4PST
+--- Series Name:
EDG:Gold Plated Contacts
EDS:Silver or Tin Plated Contacts

● LOW PROFILE ACTUATORS



● LOW PROFILE ACTUATORS AND TOP TAPE SEALED



● SPECIAL TOP OR SIDE MARKING AVAILABLE