ASMedia Technology

ASM1456 Datasheet

SATA 6G Mux/Demux Switch

ASMedia Confidential

Copyright Notice:

Copyright © 2008, ASMedia TECHNOLOGY INC. All Rights Reserved.

INFORMATION IN THIS DOCUMENT IS PROVIDED IN CONNECTION WITH PRODUCTS OF ASMEDIA TECHNOLOGY INC. NO LICENSE, EXPRESS OR IMPLIED, BY ESTOPPEL OR OTHERWISE, TO ANY INTELLECTUAL PROPERTY RIGHTS IS GRANTED BY THIS DOCUMENT. EXCEPT AS PROVIDED IN ASMEDIA'S TERMS AND CONDITIONS OF SALE FOR SUCH PRODUCTS, ASMEDIA ASSUMES NO LIABILITY WHATSOEVER, AND ASMEDIA DISCLAIMS ANY EXPRESS OR IMPLIED WARRANTY, RELATING TO SALE AND/OR USE OF ASMEDIA PRODUCTS INCLUDING LIABILITY OR WARRANTIES RELATING TO FITNESS FOR A PARTICULAR PURPOSE, MERCHANTABILITY, OR INFRINGEMENT OF ANY PATENT, COPYRIGHT OR OTHER INTELLECTUAL PROPERTY RIGHT.
Products of ASMEDIA TECHNOLOGY INC. are not intended for use in medical, life saving, life sustaining, critical control or safety systems, or in nuclear facility applications.

ASMedia may make changes to specifications and product descriptions at any time, without notice.
ASMedia TECHNOLOGY INC. may have patents or pending patent applications, trademarks, copyrights, or other intellectual property rights that relate to the presented subject matter. The furnishing of documents and other materials and information does not provide any license, express or implied, by estoppel or otherwise, to any such patents, trademarks, copyrights, or other intellectual property rights.
Contact your local ASMedia sales office or your agent to obtain the latest specifications and before placing your product order.
Copies of documents which have an order number and are referenced in this document, or other ASMedia literature may be obtained by calling +886-2-22196088 or by visiting ASMedia's website at www.asmedia.com.tw.
ASMedia and ASMedia logo are trademarks or registered trademarks of ASMedia TECHNOLOGY INC. in Taiwan and other countries.

© 2008 祥碩科技股份有限公司，著作權所有，並保留一切權利
本文資料為與祥碩科技股份有限公司之產品相關。本文並未明示或默示授權任何智慧財產權予第三人。除在祥碩科技股份有限公司對該產品提供的買賣條款及條件以外，祥碩科技股份有限公司免於擔負任何責任，且不對產品的買賣及使用做任何明示或默示的保證，包含產品適於特殊使用目的、以及產品不侵害任何專利權、著作權或其他智慧財產權。祥碩科技股份有限公司之產品不用於醫療的、救助生命的、生命維持的、安全控管系統或核子設施等用途之上。
祥碩科技股份有限公司可隨時不經通知，逕行增訂或修改產品規格及描述。
本文之相關專利權、申請中之專利權、商標權、著作權及其餘智慧財產權均屬祥碩科技股份有限公司所有。本文及其他資訊並未明示或默示的提供任何專利、商標、著作權及其餘智慧財產權之授權。
請於下產品訂單前先聯絡當地的祥碩科技銷售處或代理商以取得最新的產品規格書。
本文提及之有訂單號碼之文件或其他詳細資料可參閱祥碩科技網站 www.asmedia.com.tw 或撥打 +886-2-22196088
ASMEDIA 和 ASMEDIA 商標均為祥碩科技股份有限公司在台灣和其他國家的註冊商標或商標。

Office:
ASMedia Technology, Inc.
6F, No.115, Minquan Rd., Xindian City, Taipei County 231, Taiwan, R.O.C.
http://www.asmedia.com.tw
Tel: 886-2-2219-6088
Fax: 886-2-2219-6080

ASMedia Confidential

Environmentally hazardous materials are not used in this product.

Revision History

Rev.	Date	Description
0.1	Jan. 15, 2010	Initial Release
1.0	March, 15, 2010	Update the electrical characteristics

ASMedia Confidential

Table of Contents

Revision History iii
Table of Contents iv
List of Figures v
General Description 1
Application 1
Features 1
Package Type 1
Functional Diagram 2
Truth Table 2
Pinout Diagrams 3
Pin Descriptions 3
Electrical Characteristics 4
  Absolute Maximum Ratings 4
  Power Supply Characteristics (Recommended Operating Conditions) 4
  DC Electrical Characteristics for Video Switching 4
  Capacitance (T_A=25^{0}C, f=1MHz) 4
  Dynamic Electrical Characteristics 4
  Switching Characteristics 4
Package Information 5

ASMedia Confidential

List of Figures

Figure 1: Functional Diagram of ASM1456 2
Figure 2: ASM1456 Pinout 3
Figure 3: Mechanical Specification – TQFN 28L 5

ASMedia Confidential

This page is intentionally left blank.

ASMedia Confidential

Preliminary **subject to change without notice**

General Description

ASM1456 is a 2-differential-channel signal switch which is used to mux/demux high speed signals. It support 1:2 or 2:1 multiplexer/demultiplexer switch with low On-Resistance, low crosstalk, operating at 1.8V supply. ASM1456 is designed for SATA 6G switch application in computers, consumer electronics, instrumentation, with high signal performance and protected against high ESD ability.

Application

- ◇ Notebook
- ◇ Inductry PC
- ◇ Docking Station

Features

- ◇ SATA 6G Switch
- ◇ 2 Differential Channel 2:1 Mux/DeMux
- ◇ -3dB Bandwidth: 9GHz
- ◇ Low Crosstalk: -21dB @ 6.0GHz
- ◇ Low Off Isolation: -25dB @ 6.0GHz
- ◇ Low Insertion Loss: -1.9dB @ 6.0GHz
- ◇ VDD operating range: 1.8V+/-5%
- ◇ HBM ESD > 4KV

Package Type

- ◇ Green Package TQFN 28L (Pb-free)

ASMedia Confidential

Functional Diagram

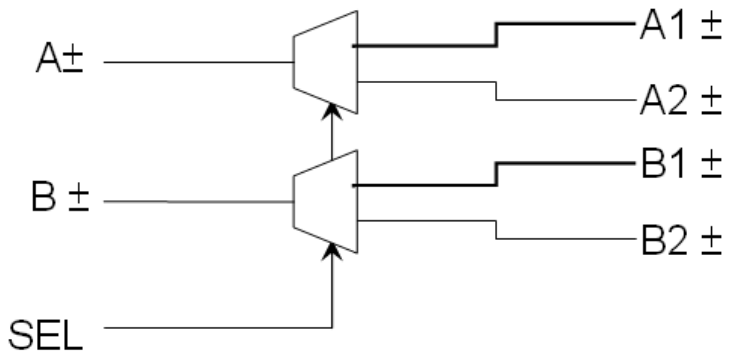

Figure 1: Functional Diagram of ASM1456

Truth Table

SEL	Descriptions
L	(A±, B±) to (A1±, B1±)
H	(A±, B±) to (A2±, B2±)

ASMedia Confidential

Preliminary **subject to change without notice**

Pinout Diagrams

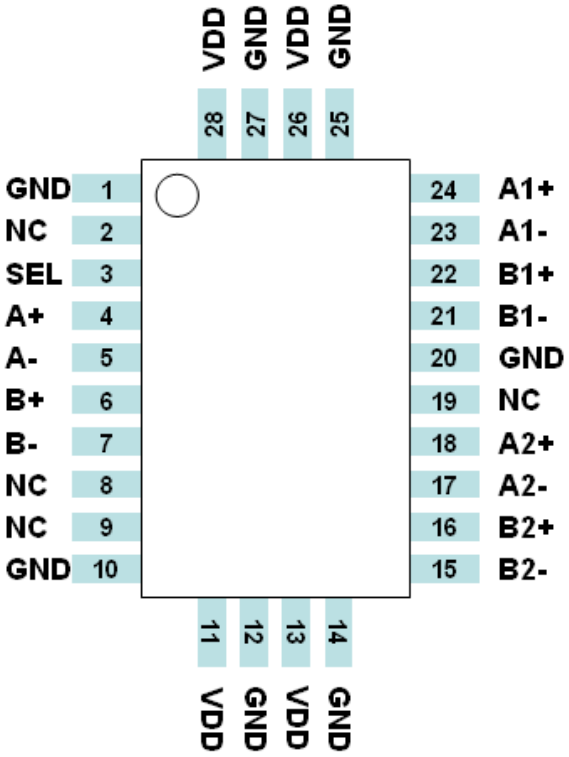

Figure 2: ASM1456 Pinout

Pin Descriptions

This section provides a detailed description of each signal. The following notations are used to describe the signal type.

Pin Name	Descriptions
A±, B±, A1±, B1±, A2±, B2±	Data Signals
SEL	Select Input
VDD	Power
VSS	Ground

ASMedia Confidential

Preliminary **subject to change without notice**

Electrical Characteristics

Absolute Maximum Ratings

Power Supply	-0.5V to +2.5V
DC Input Voltage	-0.5V to VDD
Storage Temperature	-65ºC to 150ºC

Power Supply Characteristics (Recommended Operating Conditions)

Symbols	Parameter	Conditions	Min.	Typ.	Max.	Units
IDD	Quiescent Power Supply Current	VIN = 0V or VDD			1.1	mA

DC Electrical Characteristics for Video Switching

Symbols	Parameter	Conditions	Min.	Typ.	Max.	Units
VIN	Input Voltage Range for Switching pins		-0.5		1.2	V
VIH	Input HIGH Voltage of SEL		0.95			V
IIL	Input LOW Voltage of SEL		-0.5		0.89	V
VIK	Clamp Diode Voltage	I_{SEL}=-18mA	-0.9	-0.8	-0.6	V
IIH	Input HIGH Current	V_{SEL}=VDD			±0.1	uA
IIL	Input LOW Current	V_{SEL}=GND			±0.1	uA
RON	Switch On Resistance	V_{IN}=0~1.2V, I_{IN}=-10mA		5		Ω
RFLAT	On Resistance Flatness	V_{IN}=0~1.2V, I_{IN}=-10mA		4		Ω
△RON	On Resistance match	V_{IN}=0V, I_{IN}=-10mA		0.5	1	Ω

Capacitance (T_A=25^{0}C, f=1MHz)

Symbols	Parameter	Conditions	Min.	Typ.	Max.	Units
CIN	Input Capacitance	V_{SEL}=GND		TBD	TBD	pF
COFF	Port I Capacitance, Switch OFF	V_{SEL}=GND		0.6	1.1	pF
CON	Switch Capacitancem Switch ON	V_{SEL}=GND		1.5	2.8	pF

Dynamic Electrical Characteristics

Symbols	Parameter	Conditions	Min.	Typ.	Max.	Units
XTALK	Crosstalk	f=6GHz			-30	dB
OIRR	OFF Isolation	f=6GHz			-25	dB
ILOSS	Differential Insertion Loss	f=6GHz			-1.9	dB
BW	-3dB Bandwidth		2.5		8	GHz

Switching Characteristics

Symbols	Description	Min.	Typ.	Max.	Units
tPD	Propagation Delay		0.1		ns
tPZH, tPZL	Line Enable Time – SEL to Input/Output	0.5		6	ns
tPHZ, tPLZ	Line Disable Time – SEL to Input/Output	0.5		9	ns
tSK	Skew between opposite transitions of the same output (tPHL – tPLH)		0.1	0.2	ns

ASMedia Confidential

Preliminary **subject to change without notice**

Package Information

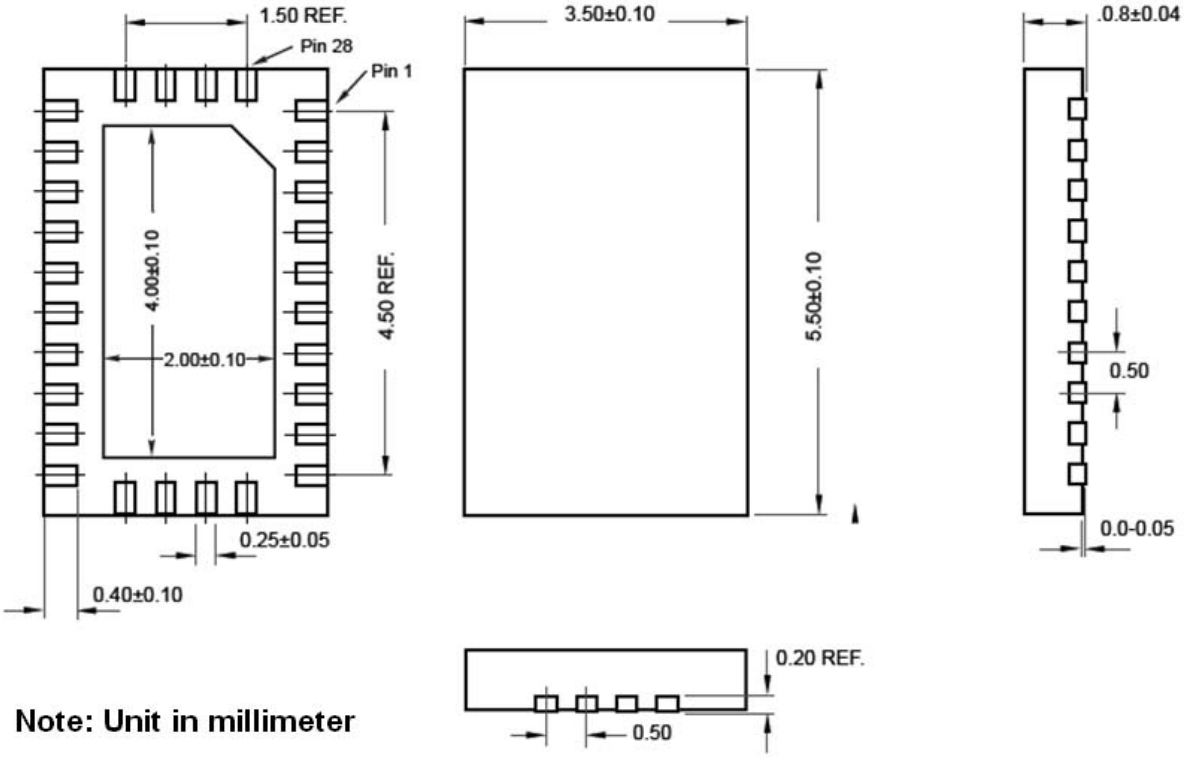

Figure 3: Mechanical Specification – TQFN 28L

ASMedia